



## **Pleasant Hill Elementary School (6240)**

Principal: Jennifer Moseley

*North Montgomery Community School Corporation  
2020-2023 School Year  
3 Year Continuous*

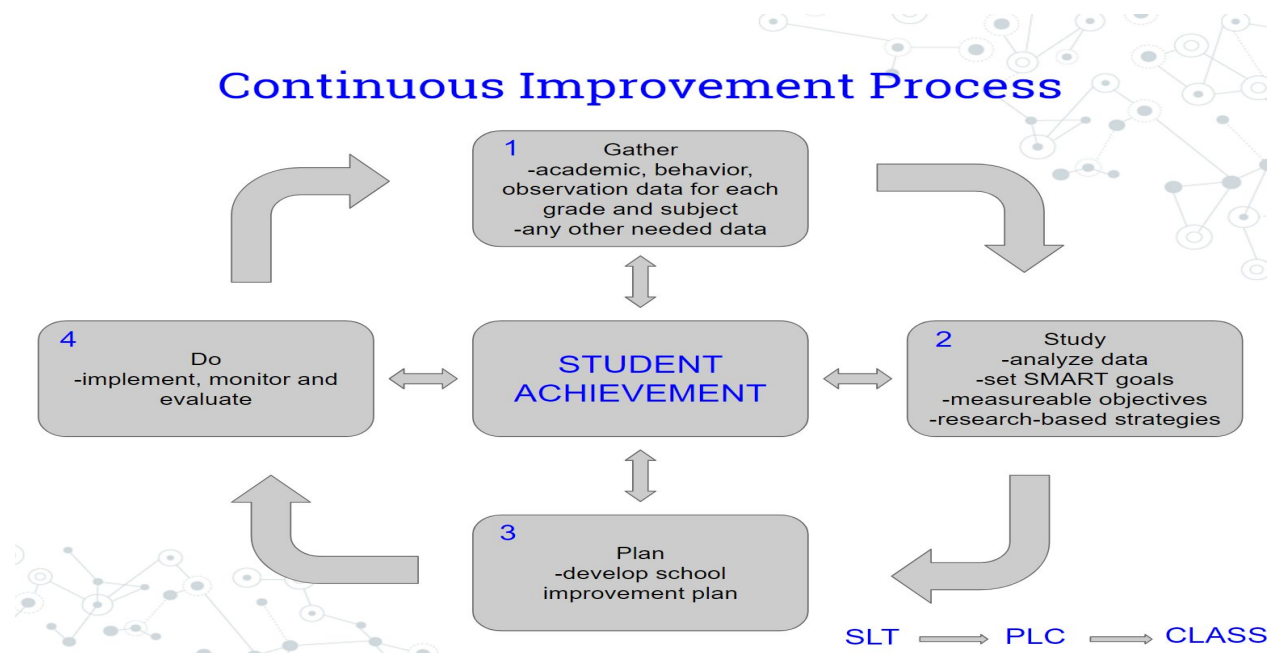
SCHOOL IMPROVEMENT PLAN

# North Montgomery School Corporation

A school improvement plan (SIP) is a road map that identifies the changes a school needs to make to improve its level of student achievement. School improvement plans are selective, strategic plans based on the analysis of multiple forms of data through a root cause analysis to develop actionable goals. The SIP spells out how and when these changes will be made.

North Montgomery Community School Corporation (NMCSC) worked with partners to develop a common comprehensive, research-based template, framework, and process for all schools to follow in the development of their school improvement plans. The purpose of this common template, framework, and processes is to ensure consistent planning, development, and communication of the improvement process and plan.

The continuous improvement process identified in the graphic below outlines the processes that North Montgomery Community School Corporation traveled through in the development of their plans. All the district's administrators gathered for two full days of professional development on the common template, framework, and process. The administrators were trained in and conducted a comprehensive root cause analysis after completing a data dashboard which included the following data points: attendance, behavior, observation and academic. School teams dug through attendance data by trimester, identified the number and percentage of referrals, In-School suspension and Out-of-School suspensions, reviewed averages of classroom observations, and analyzed ILEARN, NWEA, and graduation rate.



After conducting the root cause analysis of the following 4 types of data, each school identified 3 smart goals in the areas of attendance, behavior, and academics. Once the smart goals were identified, school teams created objectives, data-based rationales, strategies, activities, target groups, and action steps. Each action step identified person(s) responsible, evidence of success, possible obstacles and possible solutions. These comprehensive data-driven plans will drive improvement for not only teachers, staff and other stakeholders; it will increase learning and academic achievement for all the students of North Montgomery Community School Corporation.

# North Montgomery School Corporation

School: Pleasant Hill Elementary School				
June 2023 MEASURABLE OUTCOME: 98% Attendance rate				
<b>Objective</b>	If Pleasant Hill Elementary establishes a school environment that supports the social, emotional, and learning needs of all students, then students will be supported to achieve 97% plus attendance rate for the 2020-2021 school year.			
<b>Data-Based Rationale</b>	In the 2018-2019 school year, Pleasant Hill Elementary had an average attendance rate of 96.5%.			
<b>Strategy</b>	Active social/emotional network to provide social/emotional support to students, families, and staff.			
<b>Activity</b>	<ul style="list-style-type: none"> <li>● Recognition of high attendance</li> <li>● Implementation of Social-Emotional Learning (SEL) Curriculum</li> <li>● Continuation of Schoolwide PBIS (Cardinal Way)</li> </ul>	<input checked="" type="checkbox"/> Intervention Level <input checked="" type="checkbox"/> Classroom Level <input checked="" type="checkbox"/> School Level <input checked="" type="checkbox"/> District Level		
<b>Targeted Group</b>	Our bottom 10% attendance absentees in grades Pre-K - 5.			
<b>Action Steps</b>	<b>Person Responsible</b>	<b>Evidence of Success</b>	<b>Possible Obstacles</b>	<b>Possible Solutions</b>
Focus Group	Principal/ Counselor/Nurse/ Grade-level teams	Attendance data/analysis notes	-time to do data analysis	-plan dates a year in advance
Revision of the action plan and supports based on data.	Data team	-data to support continuation or revision of goals	-time	-incorporate into the data agenda
A support system has been identified & shared with all stakeholders.	Leadership Team	-newsletters -SST	-a limited number of supports	-identify mentors to support the bottom 10% with daily/weekly check-ins
Implementation of SEL curriculum - Second Step	All Staff	-meeting agendas -observation data -student assessments -online training completion certificates	-time for training -time for observations	-complete online training at own pace -schedule for observation/feedback

# North Montgomery School Corporation

School: Pleasant Hill Elementary School				
June 2023_ MEASURABLE OUTCOME: An increase in proficiency rates of 9% on the ILEARN State Assessment in English/Language Arts (Grades 3-5).				
<b>Objective</b>	By May 2021, Pleasant Hill Elementary School will achieve a 3% yearly increase in the proficiency rates on the 3-5 grade State Assessment in English/Language Arts for the 2020-2021 school year.			
<b>Data-Based Rationale</b>	The overall % of proficient students passing (at and above proficiency) on the ELA portion of the ILEARN 2018-2019 State Assessment was as follows: 3rd grade had a 36% proficiency rate in English/Language Arts. 4th grade had a 48% proficiency rate in English/Language Arts. 5th grade had a 39% proficiency rate in English/Language Arts.			
<b>Strategy</b>	Improve core instruction by addressing data-driven interventions and planning.			
<b>Activity</b>	<ol style="list-style-type: none"> <li>1. Lesson Plans</li> <li>2. Observations/Feedback</li> <li>3. Professional Development</li> </ol>	<input checked="" type="checkbox"/> Intervention Level <input checked="" type="checkbox"/> Classroom Level <input checked="" type="checkbox"/> School Level <input type="checkbox"/> District Level		
<b>Targeted Group(s)</b>	Students scoring below the "High" category (< 80th percentile) on ELA portion of NWEA in grades K-3. Students scoring below the "At Proficiency" level on the ELA portion of the ILEARN State Assessment in grades 4-5.			
<b>Action Steps</b>	<b>Person Responsible</b>	<b>Evidence of Success</b>	<b>Possible Obstacles</b>	<b>Possible Solutions</b>
Professional Development	Principal/Instructional Coach/Teachers	-PD agenda/training materials and sign-in sheets	-cost -time	-PD funding -half-day training options
Observation/Feedback Cycles	Principal/Instructional Coach	-observation/feedback documentation	-time	-daily, weekly, monthly schedules
Data Analysis	Principal/Instructional Coach/Grade Level Teams	-data meeting agenda/notes -review NWEA benchmark data (Fall/Winter/Spring)	-time -ensuring rigor and pace with writing. Interrater reliability	-PD to calibrate rubric scoring

# North Montgomery School Corporation

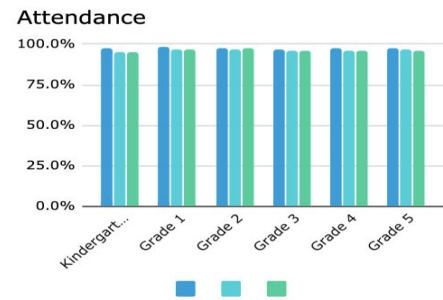
School: Pleasant Hill Elementary School				
June_2023 MEASURABLE OUTCOME: An increase in the overall Writing proficiency by .9 points on the State Assessment in Language Arts based on the ILEARN writing rubric in grades 3-5 on ILEARN English.				
<b>Objective</b>	By May 2021, Pleasant Hill Elementary School will increase the overall average by .3 in organization/purpose per the ILEARN writing rubric in grades 3-5 on ILEARN English/Language Arts for the 2020-21 school year.			
<b>Data-Based Rationale</b>	In the 2018-2019 school year, Pleasant Hill Elementary had an overall score in writing - organization/purpose of 1.83. 3rd grade had a score of 1.81 in organization/purpose. 4th grade had a score of 1.88 in organization/purpose. 5th grade had a score of 1.79 in organization/purpose.			
<b>Strategy</b>	Support teachers in implementing high-quality core writing instruction in all grade levels.			
<b>Activity</b>	<ol style="list-style-type: none"> <li>1. Observation Feedback Cycles</li> <li>2. Professional Development</li> <li>3. Lesson Plan Collection/Review</li> <li>4. Professional Learning Communities (PLCs)</li> </ol>	<input checked="" type="checkbox"/> Intervention Level <input checked="" type="checkbox"/> Classroom Level <input checked="" type="checkbox"/> School Level <input checked="" type="checkbox"/> District Level		
<b>Targeted Group</b>	Students scoring a 2 or below per the ILEARN Writing rubric.			
<b>Action Steps</b>	<b>Person Responsible</b>	<b>Evidence of Success</b>	<b>Possible Obstacles</b>	<b>Possible Solutions</b>
Professional Development	Principal/Instructional Coach/Teachers	-PD agenda/training materials and sign-in sheets	-cost -teacher time spent outside of classroom	-PD funding -half-day training options
Observation/Feedback Cycles	Principal/Instructional Coach	-observation/feedback documentation	-time	-daily, weekly, monthly schedules.
Data Analysis	Principal Instructional Coach Grade Level Teams	-data meeting agenda/notes -student artifacts -scored writing rubrics	-time -ensuring rigor and pace with writing. -interrater reliability	-PD to calibrate rubric scoring

# North Montgomery School Corporation

## Data Dashboard

Previous Data from ISTEP+ Assessments		
ISTEP+		
Year	DNP	PASS
15-16	42.1%	57.9%
16-17	38.8%	61.2%
17-18	41.2%	58.8%
	40.7%	59.3%

ATTENDANCE						
Pleasant Hill Elementary School	Grades	Enrollment	YTD % Average Daily Student Attendance			
			T1	T2	T3	Average
	Kindergarten	50	97.4%	95.3%	95.1%	95.9%
Grade 1	39	98.1%	96.9%	96.6%	97.2%	
Grade 2	50	97.8%	96.8%	97.4%	97.3%	
Grade 3	47	97.0%	96.0%	96.0%	96.3%	
Grade 4	33	97.2%	95.6%	96.1%	96.3%	
Grade 5	45	97.4%	96.6%	96.1%	96.7%	
	264	97.5%	96.2%	96.2%	96.6%	



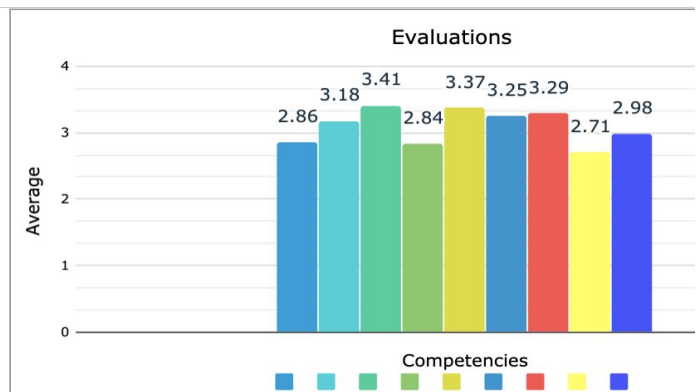
ACADEMICS												
Pleasant Hill Elementary School	Grade Level	Student Enrollment	MATH PROFICIENCY									
			NWEA					ILEARN				
			Fall	Winter	Growth	Spring	Growth	Year	Below	Approaching	At	Above
3	48											
Number Sense		37%	35%	-2%	33%	-2%	18-19	27%	18%	29%	27%	
Computation		47%	41%	-6%	47%	6%						
Algebraic Thinking		43%	41%	-2%	42%	1%	19-20					
Geometry		53%	22%	-31%	55%	33%						
Measurement		45%	37%	-8%	51%	14%	20-21					
Data Analysis and Statistics		43%	31%	-12%	38%	7%						
Fall, Winter, & Spring = Hi Average & Hi % Combined								27%	18%	29%	27%	
4	34											
Number Sense		54%	54%	0%	56%	2%	18-19	6%	33%	36%	24%	
Computation		51%	45%	-6%	53%	8%						
Algebraic Thinking		51%	51%	0%	50%	-1%	19-20					
Geometry		54%	48%	-6%	77%	29%						
Measurement		57%	33%	-24%	65%	32%	20-21					
Data Analysis and Statistics		48%	42%	-6%	33%	-9%						
Fall, Winter, & Spring = Hi Average & Hi % Combined								6%	33%	33%	24%	
5	45											
Number Sense		46%	43%	-3%	44%	1%	18-19	17%	32%	28%	23%	
Computation		32%	63%	31%	62%	-1%						
Algebraic Thinking		39%	37%	-2%	48%	11%	19-20					
Geometry		59%	50%	-9%	64%	27%						
Measurement		45%	39%	-6%	52%	13%	20-21					
Data Analysis and Statistics		27%	22%	-5%	35%	13%						
Fall, Winter, & Spring = Hi Average & Hi % Combined								17%	32%	28%	23%	

# North Montgomery School Corporation

ACADEMICS												
Grade Level	Student Enrollment	LANGUAGE ARTS PROFICIENCY										
		NWEA					ILEARN					
		Fall	Winter	Growth	Spring	Growth	Year	Below	Approaching	At	Above	
Pleasant Hill Elementary School	3	48										
	Literature	55%	43%	-12%	47%	4%	18-19	49%	16%	27%	9%	
	Nonfiction	51%	32%	-19%	44%	12%						
	Vocabulary	55%	39%	-16%	42%	3%	19-20					
	Fall, Winter, & Spring = Hi Average & Hi % Combined											
						20-21						
							49%	16%	27%	9%		
	4	34										
	Literature	47%	48%	0%	53%	5%	18-19	21%	30%	30%	18%	
	Nonfiction	44%	54%	0%	52%	-2%						
Vocabulary	42%	57%	0%	61%	4%	19-20						
Fall, Winter, & Spring = Hi Average & Hi % Combined												
					20-21							
						21%	30%	30%	18%			
5	45											
Literature	63%	42%	-21%	50%	8%	18-19	26%	26%	28%	11%		
Nonfiction	49%	54%	5%	50%	-4%							
Vocabulary	52%	50%	-2%	52%	2%	19-20						
Fall, Winter, & Spring = Hi Average & Hi % Combined												
					20-21							
						26%	26%	28%	11%			

PH Writing Data ILEARN 18-19												
Informative: Organization/Purpose	Informative: Evidence/Development & Elaboration	Informative: Conventions	Narrative: Organization/Purpose	Narrative: Evidence/Development & Elaboration	Narrative: Conventions	Persuasive: Organization/Purpose	Persuasive: Evidence/Development & Elaboration	Persuasive: Conventions	Language score	5th	O/P Average - 5th	Conventions Avg - 5th
1.22	1.22	1	2.53	2.47	1.32	1.63	1.56	1.25	2.34		1.79	1.19
1.56	1.44	1.56	2.22	2.22	1.67	1.86	1.86	1.29	2.45		1.88	1.51
1.9	1.9	1.5	1.86	1.86	1	1.67	1.67	1.58	1.96		1.81	1.36
School Overall Average											1.83	1.35

EVALUATIONS		
PLEASANT HILL ELEMENTARY SCHOOL	Competencies	Average
	2.1	2.86
	2.2	3.18
	2.3	3.41
	2.4	2.84
	2.5	3.37
	2.6	3.25
	2.7	3.29
	2.8	2.71
	2.9	2.98



# North Montgomery School Corporation

## SIP Additional Requirements

School: Pleasant Hill Elementary School	
Data Dashboard (Including information on attendance, behavior, assessment, and evaluations):	
Curriculum Location and Description	Educators in North Montgomery are created curriculum maps to link local curriculum to Indiana Academic Standards at each grade level and to articulate the skills and strategies that students need as they move from one grade level to the next. Maps are available for staff and parents via the school website. Additional information about our curriculum is available <a href="#">online</a> .
Assessment in Addition to ILEARN	North Montgomery Community School Corporation uses NWEA in grades K-8 and 10 <sup>th</sup> in addition to ILEARN. Students are assessed three times a year in reading, language use, and mathematics.
Include Needs of all Learners	North Montgomery partners with the <a href="#">West Central Indiana Special Services Cooperative</a> to provide high-quality special education services to our students. The purpose and intent of this joint service program are to operate programs to serve all children with disabilities as defined by Article 7 of the Indiana Department of Education. The administering school corporation is Crawfordsville Community Schools, and as administrative and fiscal agent for the joint service program, it maintains the Joint Service and Supply Fund and receives and disburses in accordance with the provisions of the written agreement. The Co-op provides administrative, psychological, consultative, and related services to the participating school districts.
Opportunities for Parent Participation	Parents are encouraged to participate in school and corporation events through newsletters, Powerschool access, calendar events, and education tips.
Safe and Disciplined Learning Environment	All schools in North Montgomery Community School Corporation complete and update a School Safety Plan to ensure that all students, staff, and visitors come to a safe, equitable environment. Information about our safety requirements is available <a href="#">online</a> .
Technology Initiatives	North Montgomery is making great strides towards full technology integration. Our mission, vision, and action steps for this work are outlined in our <a href="#">Technology Page</a> .
Professional Development Program Narrative	Professional Development throughout NMCSC will be closely tied to information gained from student assessment data and teacher effectiveness of instruction. As we continue to work to meet the needs of all students, our instructional coach and/or principal will meet with grade levels monthly and provide training based on teacher evaluations and progress monitoring data. Grade level teams of general education teachers, teachers of exceptional learners, and paraprofessional aides meet weekly to review data and plan instruction and intervention.
Cultural Competencies	NMCSC serves a diverse and varied population. All school stakeholders are trained to support the following subgroups: ELL, special needs, F/R lunch, and high ability. Students are provided both pull-out and push-in support at the school and classroom level. Additionally, each school encourages positive student behavior through selected experiences, trainings, and programs that support the “whole” child.
Early Learning Academy	The Pleasant Hill Elementary School Early Learning Academy will strive to provide educational, quality childcare and learning opportunities for every child. Through discovery learning and play, each child can grow and learn at their own rate. By providing a culture of care and a staff trained in appropriate early childhood



# North Montgomery School Corporation

---

	<p>foundations, we will provide a learning environment where children feel safe to explore and learn through discovery.</p> <p>North Montgomery is working towards a Level 3 in Paths to QUALITY™, Indiana’s voluntary quality rating, and improvement system. In addition to creating an environment that promotes children’s learning, we are using a planned curriculum to meet each child’s learning needs. In order to reach Level 3 we have committed to program quality for early learners:</p> <ul style="list-style-type: none"><li>•planning activities that lead to Kindergarten readiness</li><li>•participating in additional training and education</li><li>•inviting families to be part of program activities</li><li>•evaluating and improving our program to provide the best care and learning environment for each child</li></ul>
Career Awareness and Career Readiness Plan	Pleasant Hill Elementary is committed to promoting and creating work-based experiences infused into daily instructions (K-12). All North Montgomery elementary schools are implementing the Second Step curriculum(PreK-5), and grades 6-12 use Naviance to support career pathways. School-based elementary counselors are providing career-focused classroom lessons.